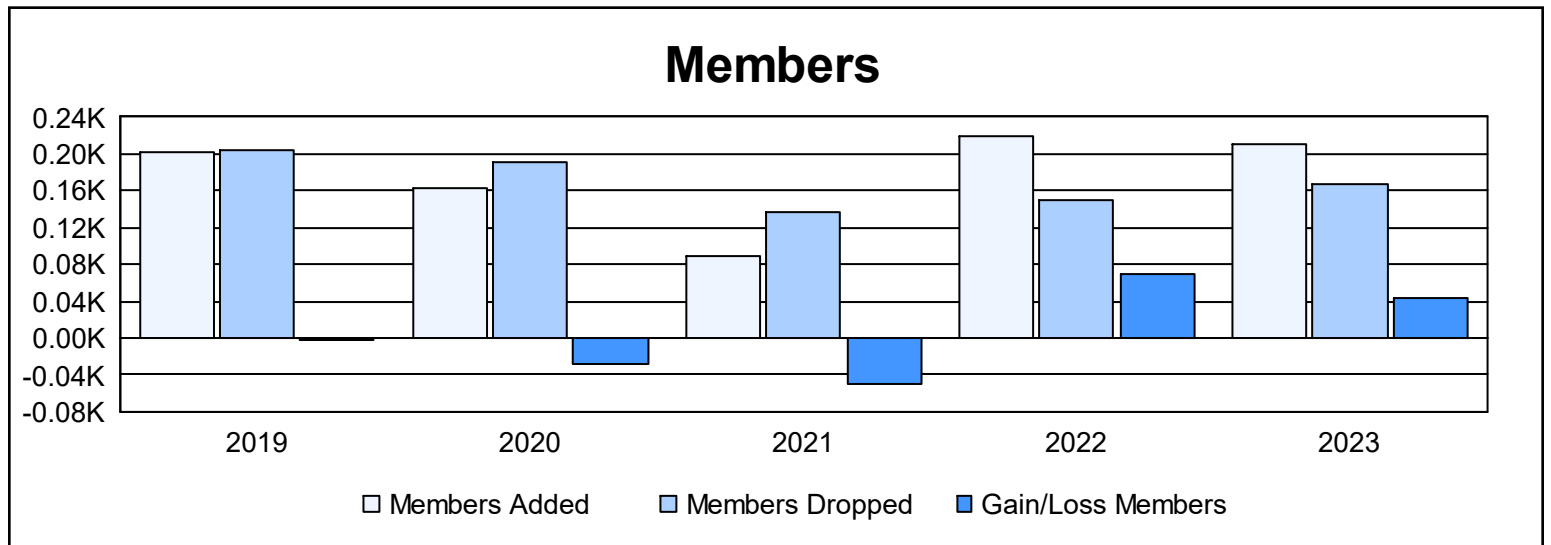
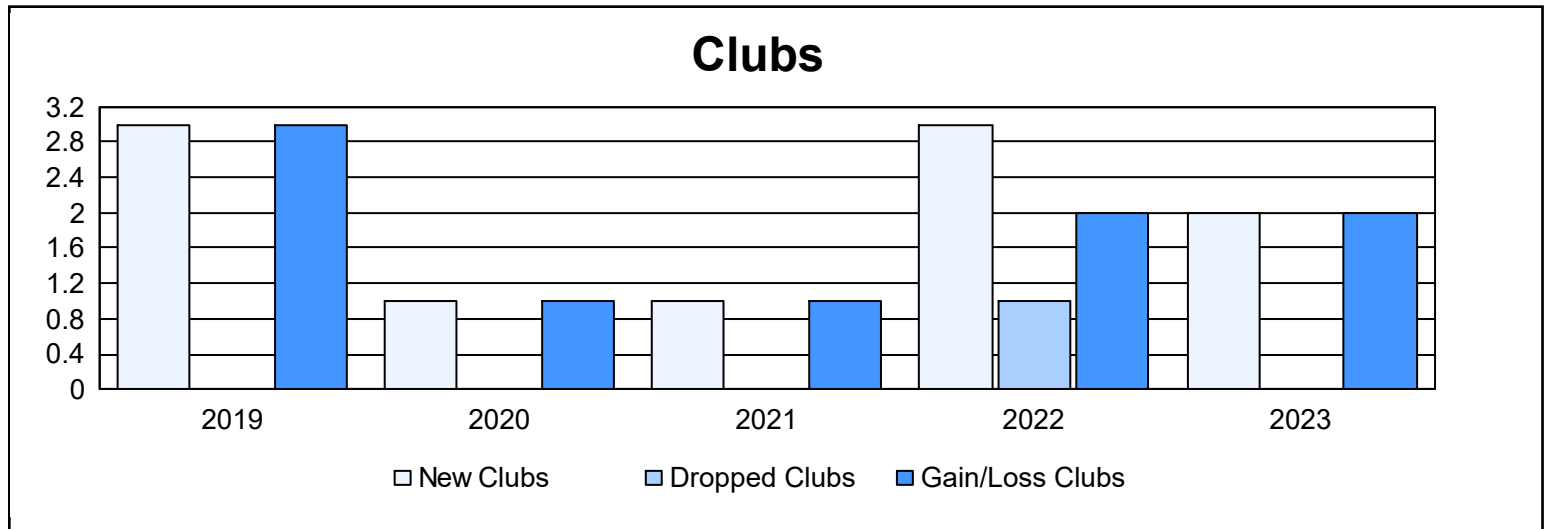
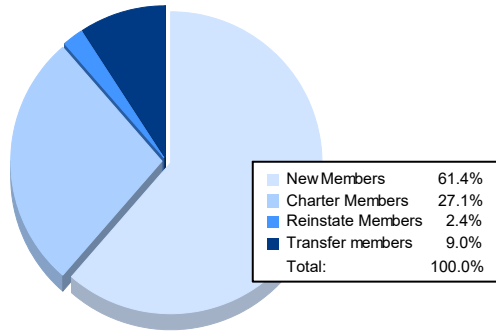


| Year | New Clubs | Dropped Clubs | Gain/ Loss Clubs | New Members | Charter Members | Reinstate Members | Transfer Members | Total Member Added | Total Members Dropped | Gain/ Loss Members |
|----------------|-----------|---------------|------------------|-------------|-----------------|-------------------|------------------|--------------------|-----------------------|--------------------|
| 2018-2019 | 3 | 0 | 3 | 94 | 93 | 5 | 10 | 202 | 204 | -2 |
| 2019-2020 | 1 | 0 | 1 | 110 | 33 | 2 | 17 | 162 | 191 | -29 |
| 2020-2021 | 1 | 0 | 1 | 55 | 22 | 4 | 7 | 88 | 137 | -49 |
| 2021-2022 | 3 | 1 | 2 | 123 | 81 | 1 | 15 | 220 | 150 | 70 |
| 2022-2023 | 2 | 0 | 2 | 129 | 57 | 5 | 19 | 210 | 167 | 43 |
| Average | 2 | 0 | 2 | 102 | 57 | 3 | 14 | 176 | 170 | 7 |



Membership Composition June 2023 Cumulative



Gender Composition June 2023 Cumulative

